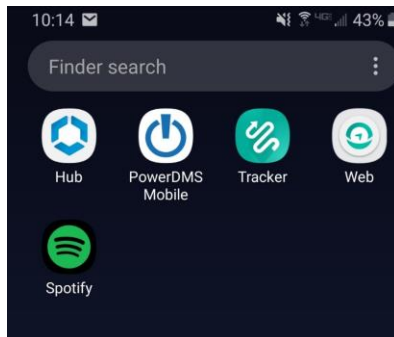


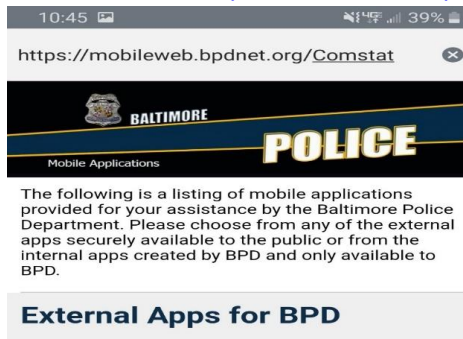
# Instructions for logging on to Comstat Dashboard with Android Devices



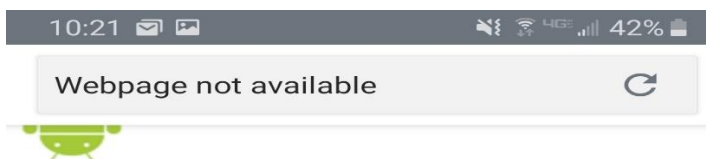
1. Click on Web App on your android device as shown below



2. Enter this URL" <https://mobileweb.bpdnet.org/Comstat/>"



3. In case you receive this error message "Shown Below" please reach out to Helpdesk  
HelpDesk Extension : X 2074



## Webpage not available

The webpage at <https://mobilenet.bpdnet.org/Comstat> could not be loaded because:

net::ERR\_TUNNEL\_CONNECTION\_FAILED

4. The Comstat Homepage will ask for your login credentials
5. Login credentials :

User Name : bpduser

Password : police12



6. Lastly you can bookmark this URL by clicking on the dots below

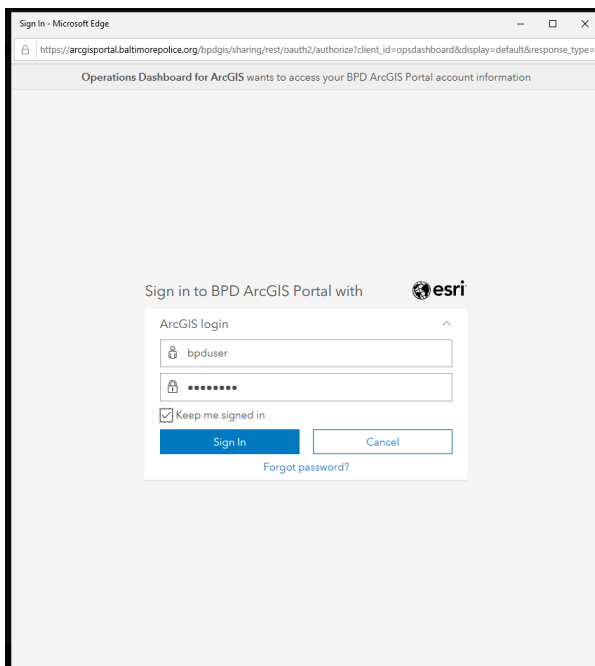


7. Thank you and feel free to reach out to the GIS Unit for any assistance at [bpdgis@baltimorepolice.org](mailto:bpdgis@baltimorepolice.org)

## Instructions for logging on to Comstat Dashboard with IOS Devices

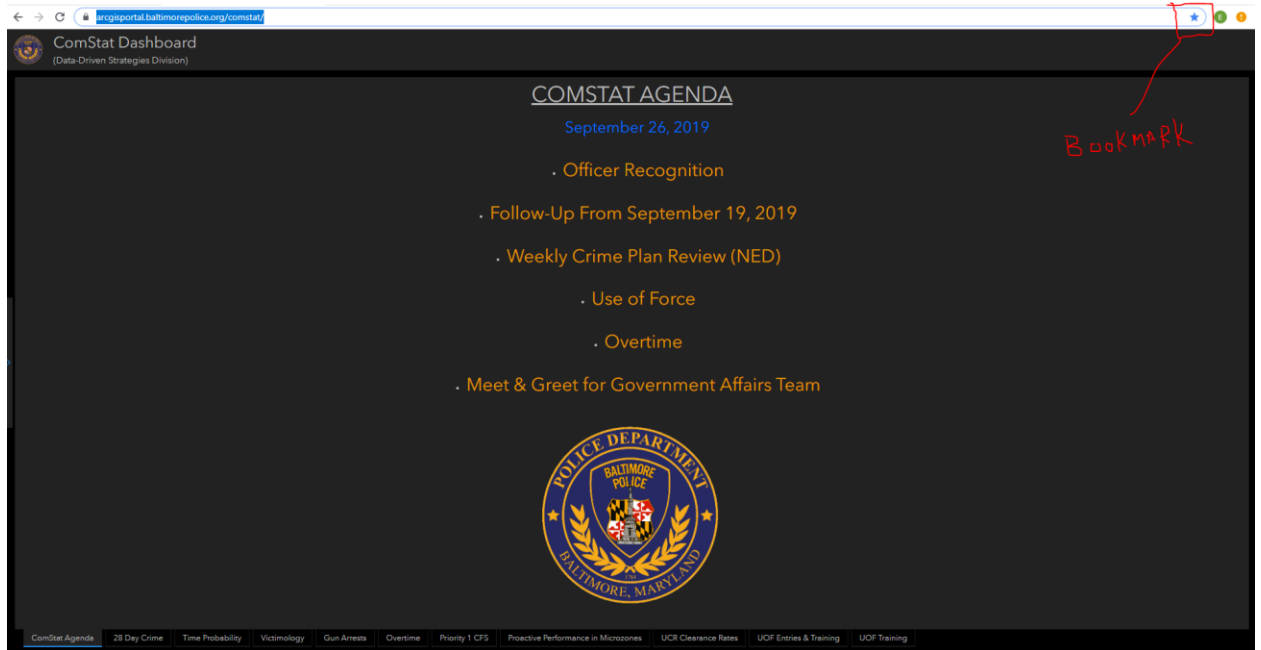


1. Open your Internet browser (Recommended Chrome) and type in the URL as shown below  
<https://arcgisportal.baltimorepolice.org/comstat/>
2. The Comstat Homepage will ask for your login credentials
3. Login credentials :  
User Name : bpduser  
Password : police12



4. Leave the **Keep me signed in** check mark checked

5. Bookmark this page for future use by clicking the star on top right of the page using Internet Explorer or Google Chrome



6. Thank you and feel free to reach out to the GIS Unit for any assistance at [bpdgis@baltimorepolice.org](mailto:bpdgis@baltimorepolice.org)